



Major Winter Storm Saturday Into Early Sunday

Messages of the Day



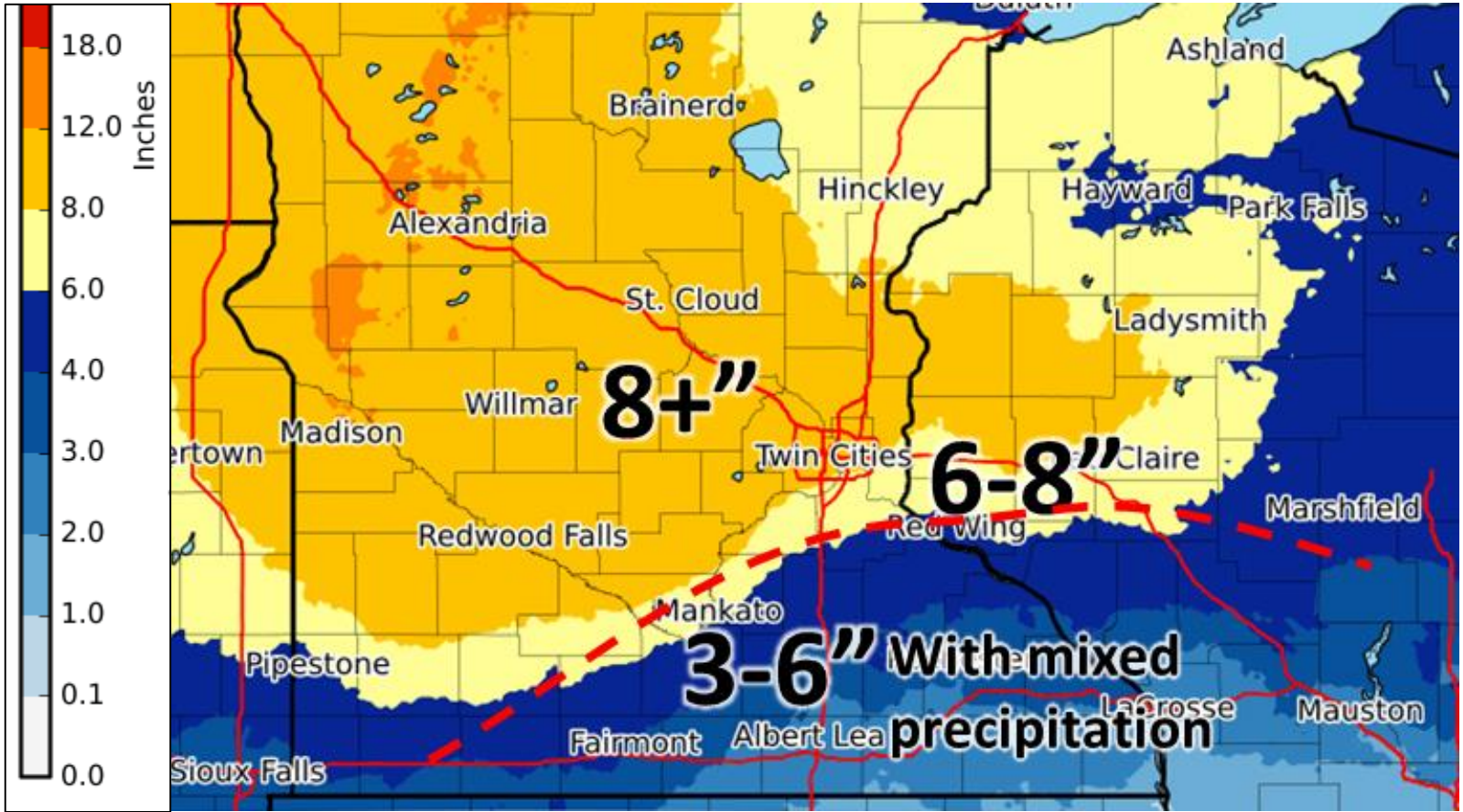
- Confidence remains high in heavy snow across western and central Minnesota, beginning this morning and ending Sunday morning.
- Significant travel impacts are expected.
- This will be a heavy wet snow and add extra stress to buildings, which could lead to roof collapses.
- Shoveling this heavy wet snow could lead to health issues.



Important Forecast Changes

- Refinement of the gradient between heavy snow and a wintry mix.
- Winter Weather Advisory has replaced the Winter Storm Watch across far southern MN.

Snowfall Totals Today Through Sunday Morning





Major Winter Storm Saturday Into Early Sunday

Key Points

Hazards:



- 6 to 10 inches of heavy, wet snow across much of western central MN including the Twin Cities, with locally higher amounts of 12" possible.
- 3-6" of heavy wet snow and a wintry mix along and south of a line from Mankato through Red Wing
- East winds at 20 to 25 mph Saturday morning, becoming northwest at 25 to 30 mph Sunday morning with gusts of 30-35 mph.

Areas Impacted:



- This will be a wide band of heavy, wet snow.
- The strongest winds will be in western and southern Minnesota.
- A few hours of rain/sleet are expected to cut down on snowfall amounts across southern and southeastern Minnesota, into the Twin Cities metro

Timing & Duration:



- Snow will begin Saturday morning across southwest Minnesota.
- Heavy snow will spread eastward on Saturday and taper off Saturday night.
- The snow should end by Sunday morning.

Impacts:



- Snowfall rates of 1-2" per hour will impact travel. Additional drifting of heavy snow in rural areas may lead to road closures.
- This heavy snow will add extra stress to roofs, possibly leading to collapses.
- Shoveling this heavy wet snow could lead to health issues.

Certainty & Considerations:



- Confidence remains high in snowfall amounts across western and central MN
- Any change to the placement of the gradient between snow and mixed precipitation could lead to big changes locally.



Additional Flooding Concerns

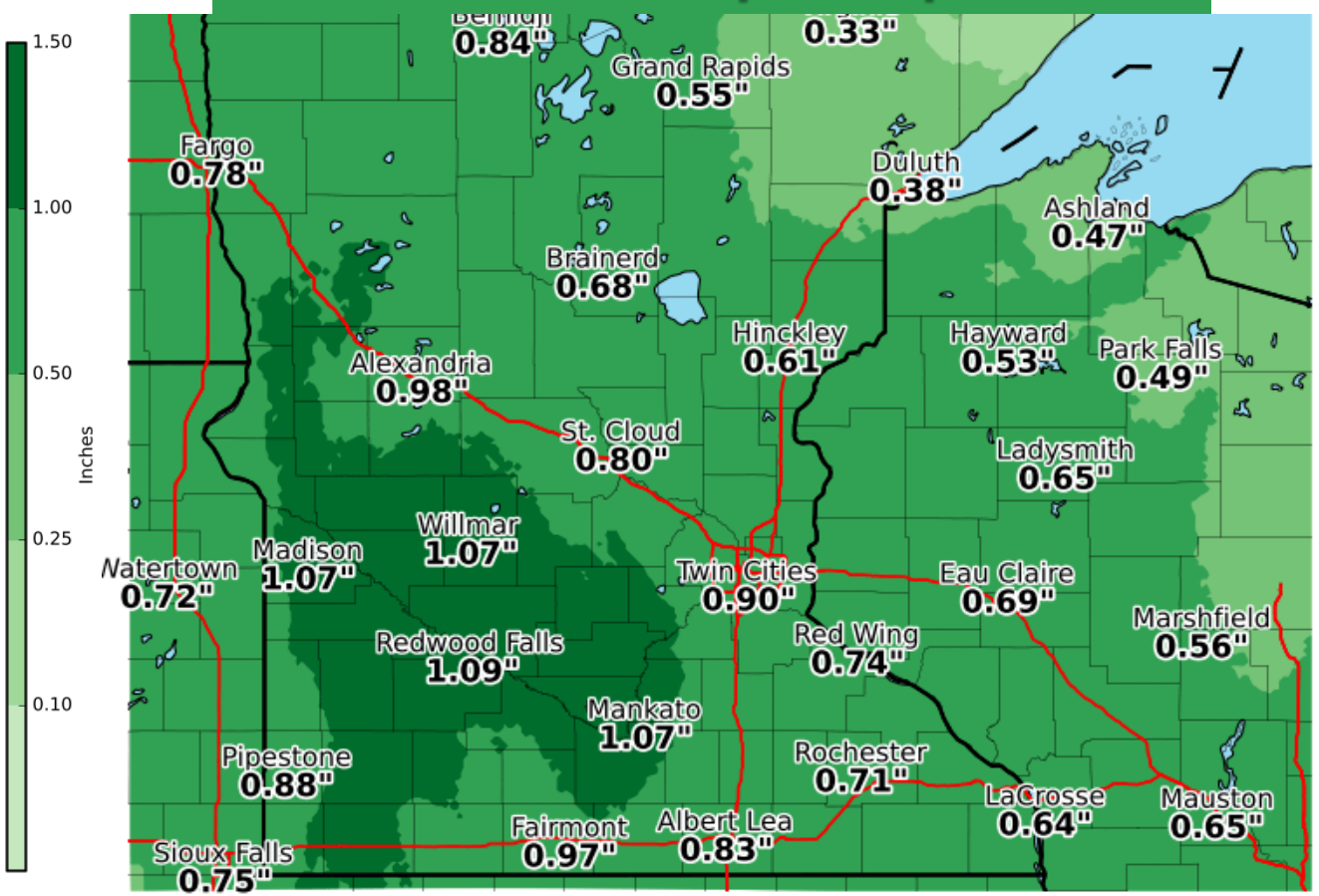
Key Points



Main Messages

- The amount of “liquid equivalent” of moisture in the snow/rain/sect will be around 0.75 to 1” inch across the entire region. (See image below)
- This will increase the risk of spring flooding when the snow melts.

Snowfall Total Liquid Equivalent



Potential for Another Storm Next Week

- Confidence is increasing in the threat for heavy rainfall and localized flooding Tuesday-Thursday
 - As of now, the main impacts from the storm next week appear to be street and lowland flooding. (clogged storm drains and culverts).
- See our spring flooding outlook from March 7 for additional information



Major Winter Storm Saturday Into Early Sunday

Messages of the Day

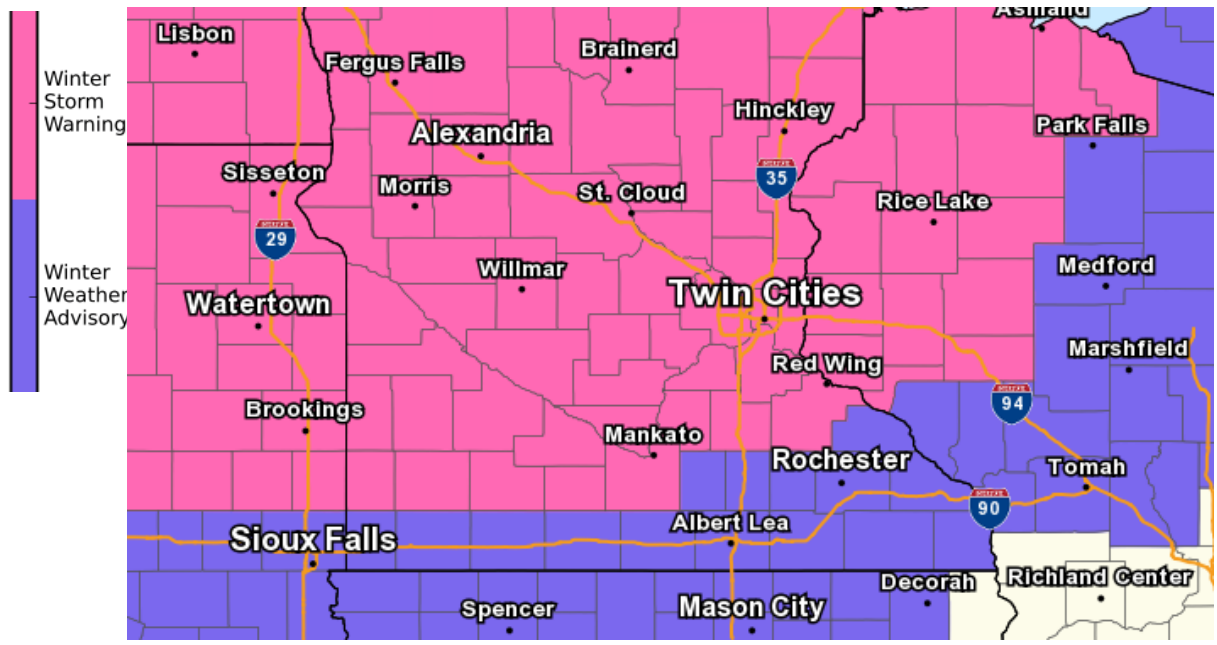


- Confidence remains high in heavy snow across western and central Minnesota, beginning Saturday morning and ending Sunday morning.
- Significant travel impacts are expected.
- This will be a heavy wet snow and add extra stress to buildings, which could lead to roof collapses.
- Shoveling this heavy wet snow could lead to health issues.



Important Forecast Changes

- Refinement of the gradient between heavy snow and a wintry mix.
- Winter Weather Advisory has replaced the Winter Storm Watch across far southern MN.



Find out more information on our web page: www.weather.gov/mpx/
 Follow us on Facebook and Twitter for more up to date information:



@NWSTwinCities



NWS Twin Cities, MN



Building a Weather-Ready Nation